

Careers Education and Guidance

How The Sixth Form College, Colchester helps students make the next step

Introduction

We are pleased to report that over 77% of our students eventually attend Higher Education; this excludes the number that more recently have commenced a Higher Apprenticeship which will lead to higher qualifications. A higher percentage do go to Higher Education but apply after leaving. We regularly send about 1000 applications to Higher Education institutions each year.

Employment, Apprenticeships and Training Schemes

Increasing numbers of students are choosing to undertake opportunities offered by Apprenticeships, especially Higher Apprenticeships. Businesses are more aware of the value of training young people to be the managers of the future. We have good links with local businesses e.g. apprenticeships for Accountants, (most of the A Level Accounts student gain employment after A levels). Other employer engagement has been with Barclays Bank, BT and Delphi Diesel.

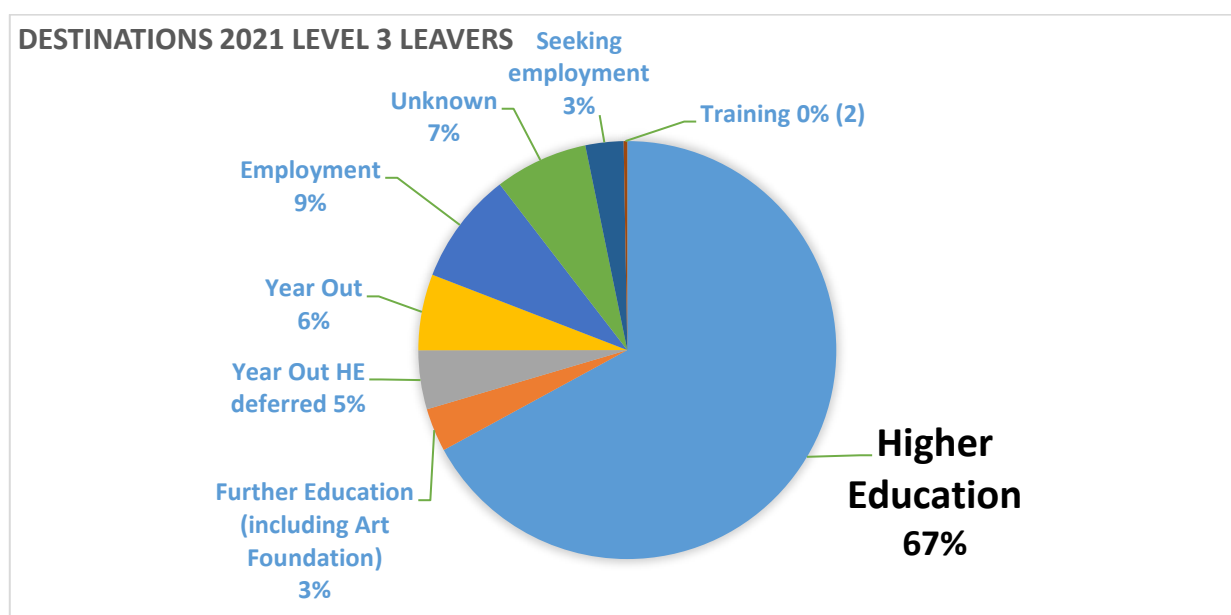
Self-employment

Four of our College students who left in 2021 have started their own businesses, including fitness, voice over artist and premium vehicle detailing.

Education

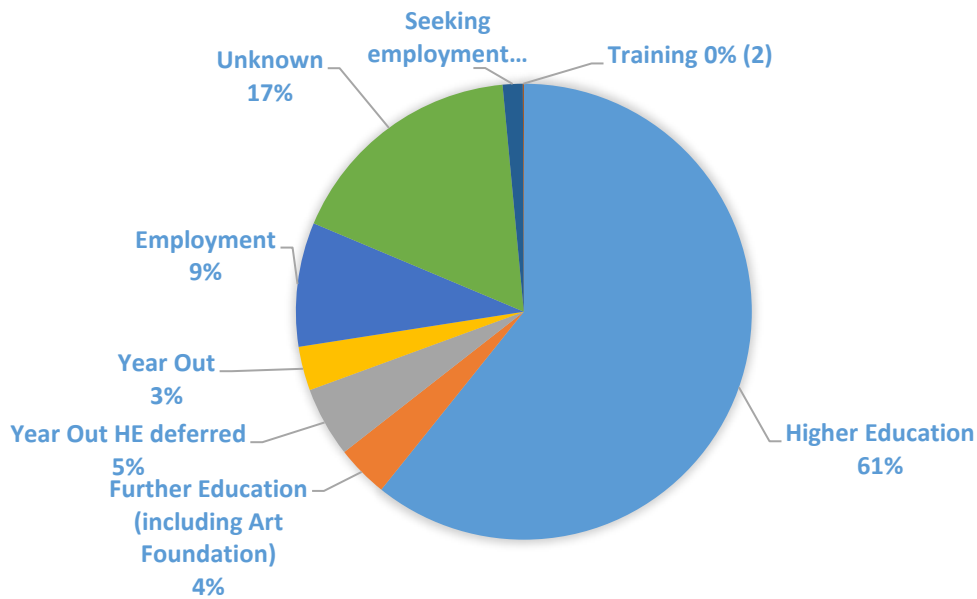
The majority of our leavers each year continue their education undertaking higher level studies. They are supported in this by a range of activities and every Personal Tutor will write references. The majority of students continue with their education at Higher Education Institutions in the UK. Six students have taken the opportunity to study abroad this year. Most overseas institutions require a greater lead time for applications and this deters students as does the lack of UK government funding.

Some students attend Further Education courses to specialise in a particular area for example our local Art Foundation course, and the AAT for accountants.



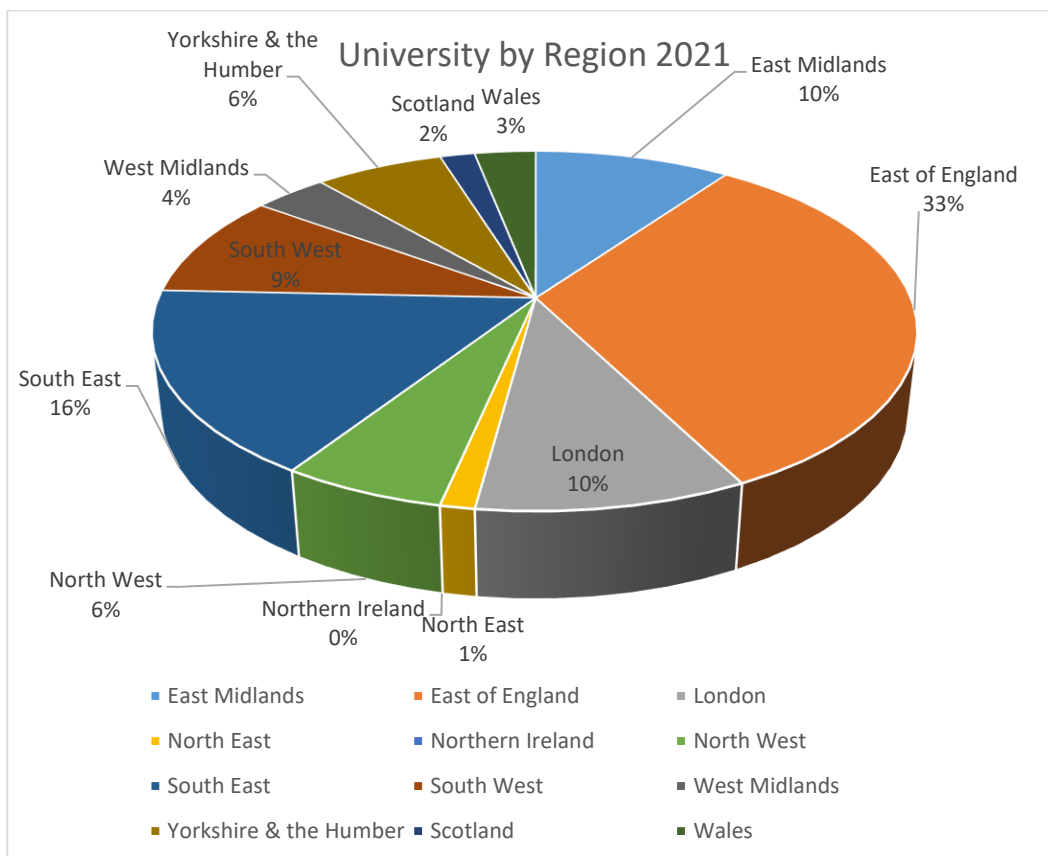
Nearly 67% of College students progress directly into Higher Education studies with a further 3% choosing to study in Further Education. 5% of students defer their Higher Education entry and 9% of students record that they go straight into employment.

DESTINATIONS 2020 LEVEL 3 LEAVERS

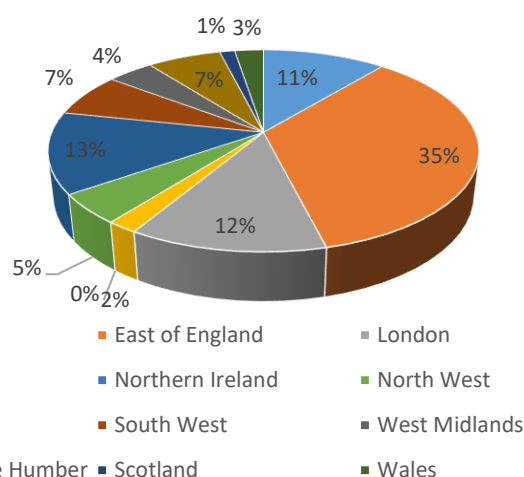


University by Region:

The majority of students choose universities in the East of England with an additional 13% opting for London. The South East region is also popular attracting 16% of students (2020 attracted 27% of students.)



University by Region 2020



Higher Education continues to be the main destination for our students, which is not surprising as College is predominantly an A Level centre. This has been analysed to see where students choose to go:

UNIVERSITY LOCAL CHOICES

	2019 (752)		2020 (781)		2021 (881)	
Anglia Ruskin	24	3.1%	43	5.5%	50	5.7%
East Anglia	77	10.2 %	90	11.5%	47	5.3%
Essex	119	15.8%	128	16.3%	124	14%
University Centre Colchester (HE)	3	0.3%	4	0.5%	2	0.2%
University of Suffolk	11	1.5 %	9	1.15%	8	0.9%

East Anglia has seen a fairly large drop in students for 2021, with Essex and Anglia Ruskin staying the same.

STUDY ABROAD CHOICES

	2017	2018	2019	2020	2021
Netherlands	2	3	1	0	0
Non UK University (unnamed)	0	0	0	1	1
Australia	0	0	0	1	0
USA	1	0	1	0	3
France	0	0	0	0	2
Total:	3	3	2	2	6

There has been a slight increase in students applying to study abroad.

UNIVERSITY Acceptances – TOP 5

	2017		2018		2019		2020		2021	
	Rank	Nos.	Rank	Nos.	Rank	Nos.	Rank	Nos.	Rank	Nos.
Anglia Ruskin	3	43	4	25	4	25	3	43	2	50
Brighton	4	27	5	11	5	16	5	11	4	22
East Anglia	2	44	2	53	2	77	2	90	3	47
Essex	1	69	1	93	1	119	1	128	1	124
Kent	5	24	3	28	3	26	4	19	5	15

Essex University still holds the top place for student acceptances over the years, with East Anglia's numbers dropping.

	2017		2018		2019		2020		2021	
Oxbridge	4		5		3		5		7	
Russell Group Universities	145	19.6%	173	22.6%	155	20.6%	188	24%	178	

There is a slight increase in Oxbridge acceptances with the Russell Group Universities remaining roughly the same.

Local universities are popular with our students as well as ones in the south east. Russell group universities are also popular with our students. We are a non-selective institution and this is reflected in our Oxbridge acceptance rate.

HIGHER EDUCATION TOP SUBJECT AREAS

We have large Business Studies, Psychology and Law departments and this is reflected in the courses that students choose to study. Psychology study numbers have increased slightly over the years, with a fall of numbers in the Art sector.

Please note that the subjects are not necessarily single study subjects.

	2021	2020	2019	2018	2017
Advertising and Marketing	13	17	6	7	
Animal-related	5				
Art	51	76	97	83	
Building/Construction/Property/Estate Agency	8	8	4	8	
Business Economics	110	101	107	86	57
Computing and IT	29	35	34	33	
Engineering	25	27	22	28	
English/Journalism/Creative Writing	34	36	43	51	38
Geography/Geology/Environmental Science	33	25	21	24	
Health/Medicine/Veterinary	59	61	66	41	
History/Politics	60	51	61	58	44
Hospitality/Events/Travel/Tourism	4	5	8	8	
Integrated Studies	3	0	0	0	0
Joint subject (un-related)	44	41	34	41	
Law	84	60	54	31	
Mathematics	9	19	11	10	15
Media/Film/TV/Communication	21	21	21	26	
Modern Languages	3	13	11	8	
Performing Arts/Music/Theatre/Dance/Drama	26	38	23	24	
Philosophy, Politics, Economics (PPE)	2	2	0	2	
Psychology/Criminology/Sociology	125	138	128	120	82
Religious Studies/Philosophy	5	8	6	6	
Science	74	71	71	87	46
Sport/PE	23	27	29	29	
Teaching/Childhood/Education	19	28	27	29	

DEGREE APPRENTICESHIPS

	Company	University	Subject Area	Total
2018				
2018	BT	Suffolk	Unknown	1
2019				
	Chelmsford City Council	Essex	Software Development	7
	Edward Parsley	London South Bank	Architecture	
	IBM	Unknown	Unknown	
	Siemens	Unknown	IT	
	Unknown	Essex	Digital and Technology Solutions	
	Ministry of Justice -The Government Economic Service	Unknown	Economics	
	Weston Homes	Anglia Ruskin	Site Management	
2020				
	Dyson	The Dyson Institute	Engineering	5
		Anglia Ruskin	Quantity Surveying	
	MBDA		Engineering	
	MBDA	Hertfordshire	Software Engineering	
	Ministry of Justice – Government Economic Service	Unknown	Economics	
2021				
	Addenbrookes Hospital	Anglia Ruskin		4
	Richard Jackson plc	Anglia Ruskin	Civil & Structural Engineering	
	Laing O'Rourke	London South Bank	Trainee Digital Engineer	
	L'Oreal	Kent	Chartered Management	

FURTHER EDUCATION COURSES:

Alternative destinations for Level 3 leavers include Further Education courses as shown below..

	2016	2017	2018	2019	2020	2021
AAT Fast Track Accounting	15	8	6	7	14	5
Beauty Diploma/Technical Certificate/Make up Artistry	4	3	3	1	1	
Engineering (various)	4	0	1	0	0	
Other	20	20	17	7	47	

We also have a strong Art department and a number of students continue at our local provider for the Art Foundation course. Others studying a range of courses:

COLCHESTER INSTITUTE/UNIVERSITY CENTRE COLCHESTER

There has been a decline in students applying to University Centre Colchester.

	2016	2017 (53)	2018	2019	2020	2021 (40)
Higher Education Courses	17	12	3	3	4	2
Animation & Illustration						2
Art Foundation	30	27	29	24	15	17
Business			2	1	3	1
Carpentry						1
Computing & IT					1	
Construction & The Built Environment					1	
Counselling	1	0	0	0		
Dance			1	0	1	
Electrical Installations					1	1
Engineering						1
Fashion & Printed Textiles					1	
Film & Television/Digital Film	1	0	3	0	3	2
Forensic & Criminal Investigation				2	2	1
General Patisserie & Confectionery						1
Graphic Design/Digital Graphics		2	0	0	1	3
Fashion & Textiles	2	1	0	0	0	
Health & Social Care	4	1	1	1	1	
Illustration						1
Interactive Media & Games				1	1	
Photography	2	0	0	0	0	1
Plumbing					2	
Popular Music	2	3	0	0	1	
Public Services			1	0	0	1
Teaching/Childhood/Education	4	2	0	0	1	

Students who continue onto employment are the hardest to gather information from but a large number are traced and the types of employment they enter into are analysed below:

EMPLOYMENT TYPES

	2017 (83)	2018 (87)	2019	2020	2021 *
Accountancy	8	6	7	1	1
Administration/Customer Service	6	6	10	2	0
Advertising/Marketing					2
Building/Construction/Property/Estate Agency	0	2	1	2	2
Apprenticeships	7	7	14	9	28
Bar work/Barista/Catering/Waiting	7	0	0	0	6
Business/Finance (including Accountancy)	0	9	12	2	7
Computing/IT	0	2	2	2	1
Engineering	0	2	2	2	1
Employment-full (unknown details)	12	48	41	48	16

Employment-part (unknown details)	5	3	0	0	1
Health/Medicine	0	2	2	3	4
Hospitality/Events/Travel/Tourism	0	1	0	1	7
Law	0	2	0	0	0
Lifeguarding					1
Motor Vehicle	0	2	0	1	
Plumbing/Carpentry/Heat Engineer/Joinery/					3
Public Services -includes Armed Forces, Police, Fire etc.		2	1	3	8
Retail	5	0	0	1	12
Self-employed	4	0	1	0	4
Sport & PE		2	0	1	0
Teaching/Childhood/Education		2	1	0	0
*Other (individual amounts)	29	n/a	n/a	n/a	

***In employment (either full or part time) 83 students – (as at 16.11.21)**