



# Progression

USING UCAS AND MORRISBY TO SUPPORT YOUR NEXT STEPS

# Notice: Progression Event this week!

- Thursday 3rd and Friday 4<sup>th</sup> July 2025
- An opportunity to find out lots of information about various career options – jobs, apprenticeships, gap year, travel, volunteering, university courses, and more!



# Thursday 3<sup>rd</sup> July

---

**9:00 – 9:30** = registration in tutor groups. You will use this time to build your timetable for the rest of the two days.

**9:30 – 12:00** = visit a range of talks of your choosing to gather information about possible progression pathways

**12:00 – 13:00** = lunch

**13:00 – 15:30** = visit a range of talks of your choosing to gather information about possible progression pathways



# Friday 4<sup>th</sup> July

---

**9:00 – 9:30** = registration in tutor groups. You will use this time to reflect on the information you gathered on the Thursday and check your schedule for the Friday.

**9:30 – 11:10** = visit a range of talks of your choosing to gather information about possible progression pathways

**Afternoon** = employment and university fair

# Two-day-programme

---

THURSDAY								FRIDAY	
Session 1	BREAK	Session 2	Session 3	LUNCH	Session 4	Session 5	Session 6	Session	Session 8
9.30-10.15		10.35-11.10	11.20-12.00		1.00-1.40	1.50-2.35	2.45 - 3.30	9.30-10.15	10.35-11.10

**Students will have 8 sessions to choose from over the two days.**

- There are **no other lessons happening** so you can attend ones that will interest you or that will help you plan your next step.
- Sessions are categorised by subject – **you can attend a talk even if you do not study that subject.**
- Sessions are mainly talks with questions and answer sessions at the end.
- The talks are provided by external employers, representatives or lecturers from universities or from our subject staff – talks will not be recorded.

# Employment & University Fair – Friday 4<sup>th</sup> July

---

- After session 8 we have organised an Employment and University fair for you to attend so that you can talk to employers and universities and ask your questions.
- We have over 80 universities and 25 employers visiting
- Local providers are placed together and include University Centre Colchester, Anglia Ruskin and Essex University and Suffolk university.



# The Careers Fair

---



# Planning your programme

---

- You have received an email from **Careers Office** with the programme for this year
- **You will need to take the time to look at it and choose your programme of 8 sessions**
- On the Thursday morning you will need to complete a paper schedule for the 2 days and hand this in to your personal tutor
- You are expected to **fill all 8 sessions** and attend the fair on Friday afternoon. You will be registered in each session.



GENERAL CAREERS TALKS											
THURSDAY - 3rd JULY								FRIDAY 4TH JULY			TALK DESCRIPTION
Session 1	BREAK	Session 2	Session 3	LUNCH	Session 4	Session 5	Session 6	Session 7	Session 8	Careers Fair	
9.30-10.15	10.15-10.35	10.35-11.10	11.20-12.00	12.00 -1.00	1.00-1.40	1.50-2.35	2.45-3.30	9.30-10.15	10.35-11.10	11.10-2.00pm	
UNSURE WHAT TO DO AFTER COLLEGE?											
219		219	219								No idea what to do after College? Come along to this talk to see what the options are and help make a decision
APPRENTICESHIPS/DEGREE APPRENTICESHIPS											
									002 - Drama Studio	WILL BE AT THE CAREERS FAIR	Degree Apprenticeships -University of Suffolk
		002 - Drama Studio			002 - Drama Studio					WILL BE AT THE CAREERS FAIR	Degree Apprenticeships -Anglia Ruskin University
						002 - Drama Studio				WILL BE AT THE CAREERS FAIR	Police Apprenticeships - Anglia Ruskin University
EMPLOYMENT - CVS, LINKEDIN, INTERVIEWS, JOB OFFERS											
621											Ace the interview - Learn how to craft a strong elevator pitch, use the STAR method, and showcase the skills employers are looking for.
		621									Perfecting your CV & Cover Letter - Discover how to tailor your application materials to stand out and land more interviews.
			621								Networking & Personal Branding - Understand how to build meaningful connections, leverage LinkedIn and create a strong professional presence.
					621						Navigating job offers & negotiation - Get the confidence to evaluate job offers, negotiate salary and understand benefits like a pro.
						621					Succeeding in your first job - Learn workplace etiquette, communication tips and how to make a great first impression in your new role.
UNIVERSITY- STUDENT LIFE, WHY GO,UCAS THE BASICS											
					516	516					Student Finance - how to apply/how much will I get?
								PS-516	PS - 516		UCAS - the basics - what you need to know
			119		119						A former student, now at the University of East Anglia, will talk about applying to university, life as a student and what to expect from university.
									219		Essex Pathways Sessions - Find out about taking a foundation year at university.
										219	Essex Pathways Sessions -a talk about the transition to university and what to expect. How it differs from school and college.
WORK EXPERIENCE WITH EMPLOYERS AND UNIVERSITIES											
					Springpod will have a stand on the Concourse 12.00-1.00pm						Springpod: gain experience with top employers and universities. Jo Bishop from Springpod provides an overview of Springpod Experiences (Work and university subject spotlights). Find out what you can gain from the experiences, how to evidence experiences in future applications and how to get started.

TEACHING/CHILDHOOD STUDIES/NURSING											
		118									BA (Hons) in Education with Sustainability - providing an interactive stop motion session for students, explaining the broader sustainability issues. Delivered by ARU
			118								BA (Hons) Early Childhood Studies -developmental stages of learning and childhood. Delivered by ARU
											Nursing - tbc
								610	WILL BE AT THE CAREERS FAIR		Routes into Teaching - delivered by a representative from Bishop Grosseteste University.
ARMED FORCES/POLICE											
					219		219				Police - this talk will cover entrance routes, recruitment processes, career pathways, progression, Special Constabulary and police staff. Delivered by a current serving Police member who has worked in a number of ranks.
		614									Army - find out about joining the army, requirements, and the roles available.
								612	WILL BE AT THE CAREERS FAIR		As part of the UK Defence the RAF we have protected the skies over the UK for over 100 years and that of our Allies. Provided will be a presentation on professions available, with qualification requirements and key information.
CONSTRUCTION/ENGINEERING/COMMUNICATIONS											
									623	WILL BE AT THE CAREERS FAIR	Octavius Infrastructure - Find out about careers in Construction and Engineering.
		110A									A talk from an employee at Virgin Media O2 - find out more about a career in Telecommunications including working for a Mobile Phone company. This talk will tell you about some of the opportunities the telecommunications sector can offer.

# Today's tutorial:

---

The **purpose** of today is...

- To learn about the UCAS website including how to make an application and how else the website can help you
- To update your Morrisby profile so that you have a record of all of the brilliant extra-curricular activities you have engaged with
- Not planning on going to university? It's worth finding out this info anyway, just in case you change your mind! UCAS also has useful information on apprenticeships and employment too.





# Pause to Chat

---

- Have you done any university, apprenticeship or employment research yet?
- Do you think you will make a UCAS application?



# Need to know about UCAS...

---

- When you're looking at courses you are interested in, you'll want to read all about the course content on the course pages
- A Sociology degree at Durham will have **different modules and therefore different content** to a Sociology degree at Sheffield, so you should explore the different course options at different universities
- Also, each course will have **different entry requirements**. An English degree at Essex will have different requirements to an English degree in Leeds, for example. Therefore, you should look around to find university course choices that are close to your predicted grades.
- You should have some aspirational and some "back-up" options!

# Entry requirements

- Here is an example of the entry requirements information displayed on a course page
- This one is for medicine, so of course the grades are very high!
- There are courses available with a very wide range of entry criteria
- There are also foundation courses to consider

## ▼ A level - A\*AA

The requirement is a minimum of A\*AA including chemistry, biology (including passing the practical elements if available) and any third subject, excluding general studies and critical thinking. The A\* must be in Biology or Chemistry. Applicants who meet specified widening participation criteria, may be eligible for our contextual offer of AAB (with AA in Chemistry and Biology). More details available at [www.aston.ac.uk/MBChB](http://www.aston.ac.uk/MBChB).

- ▶ Pearson BTEC Level 3 National Extended Diploma (first teaching from September 2016) - DDD

- ▶ Access to HE Diploma - Not accepted

- ▶ Scottish Higher - Not accepted

- ▶ Scottish Advanced Higher - AAA

- ▶ International Baccalaureate Diploma Programme - 37 points

## ▼ GCSE/National 4/National 5

All applicants must have a minimum of 6 GCSEs/IGCSEs at Grade B/6 which must include Maths, English Language, Chemistry, Biology or double science (or overseas qualifications). Although our minimum requirement for GCSEs/IGCSEs is six subjects at Grade B/6, a large number of applicants



# Contextual offers

---

- Each university will also have their own “contextual offers” policy.
- Contextual offers are slightly lower offers for students based on a range of criteria like where you live, which school/college you attended and a whole range of other factors.
- Of course, this means you could apply for more aspirational choices as you might then receive a slightly lower offer.
- Click here for more info [Contextual admissions | UCAS](#)



# UCAS points

---

- Some entry requirements are displayed in grades and some are in UCAS points
- Each A level grade is worth a certain amount of UCAS points
- See this page for more info:  
[UCAS Tariff Points - what are they and how do they work?](#)



# UCAS points - 2

UCAS tariff points

Grade	Tariff points
A*	56
A	48
B	40
C	32
D	24
E	16

Grade	UCAS points
Distinction *	56
Distinction	48
Merit	32
Pass	16



# Your application

---

- You can only apply for a **maximum of 5 choices**. Make sure that you actually want to go to these universities to do the course you have chosen as it is difficult to change it. You can leave a choice blank to add to later.
- We advise you to apply to universities that are a **good match your predicted grades**. It is okay to have one or two slightly aspirational options, but also ensure that you have one that is slightly below as an insurance.
- Make sure you know **where the university is** and about the course they offer as every course will be different i.e. a History degree at UEA is not the same as a History degree at Liverpool.
- You do not have to use all 5 choices. You can leave blank choices, but we recommend that you try to fill them before the **14<sup>th</sup> January deadline** to keep your options open.

# Your application – page 2

---

- Don't be persuaded to do a course or go to a university because your friends are going – they might not end up there!
- You can start your application now, but cannot send it until 9th September
- Although the UCAS deadline is 14<sup>th</sup> January, please bear in mind that college will need to **process your application and that this takes at least 2 weeks**.
- Try to get your application in as early as you can. If you all hand them in at the end, your personal tutor will not have as much time to spend on each one!
- There are certain things that **all students get wrong on their application that slow things down**. Take note of the following top tips to get your UCAS moving quickly...

# Your reference

---

- Your teachers will be starting to write **testimonials** now – these are mini-references which your personal tutor will then use to write your **full reference** next year.
- Your **personal tutor's role in the UCAS application process is really significant.** The more you communicate with them, the better.
- Advice - start **talking to your teachers and personal tutors** about what they can put in your testimonials/references to make your application really stand out!
- **What kinds of things?** Wider reading/watching/listening, work experience, relevant hobbies and activities, trips, clubs, anything that shows that you have a real interest in the course you're applying for!



Take a picture of this slide!!

# Top tips to get things moving quickly...

1. Make sure all **details are absolutely correct** i.e. name including any middle names, address, courses etc.
2. Make sure to use **capital letters** where needed i.e. on your name and address
3. Choose the **correct A level courses** – refer to the courses guide sent to you via email which has information on all course delivered here at college including exam boards
4. Add your **ULN number** when asked – this cannot be ignored! You can find it on Cedar under “Exams” then “Exam results”
5. Make sure you have **discussed your course choices** with your personal tutor beforehand, and make sure that they are in line with your predicted grades
6. Get your **personal statement checked over** before submitting your application so that it is perfect and ready to do
7. If you're unsure of anything, **seek advice before submitting!** Ask your personal tutor or email [Stsupport@colchsfc.ac.uk](mailto:Stsupport@colchsfc.ac.uk) – they are very happy to help.

# Your UCAS application

---

- Use this guide to help you to complete the application form

<https://www.ucas.com/undergraduate/applying-university/filling-your-ucas-undergraduate-application>



# The UCAS Website

---

- [UCAS.COM](https://www.ucas.com)
- Take a moment now to visit the website and familiarise yourself with the front page
- The next few slides will take you through some information, tasks and activities to get you started on this journey
- Note: UCAS is not just for universities, there is also helpful info on jobs and apprenticeships!



# The UCAS Hub

UCAS

Discover Undergraduate Postgraduate Money & student life Apprenticeships Careers

Sign in

Sign in Register

## REGISTER

Email \*  
hawkinsevette@colchsfc.ac.uk

First name \*  
Evette

Last name  
Hawkins

Password \*  
..... Show

Confirm password \*

We never share your data without permission  
Our [privacy](#) and [cookie](#) policies

- Use the “sign in” tab to register (top right corner)
- Use your [home email](#) not your college email
- To link to college: we are **The Sixth Form College, Colchester**
- Buzzword is **colchester2026**

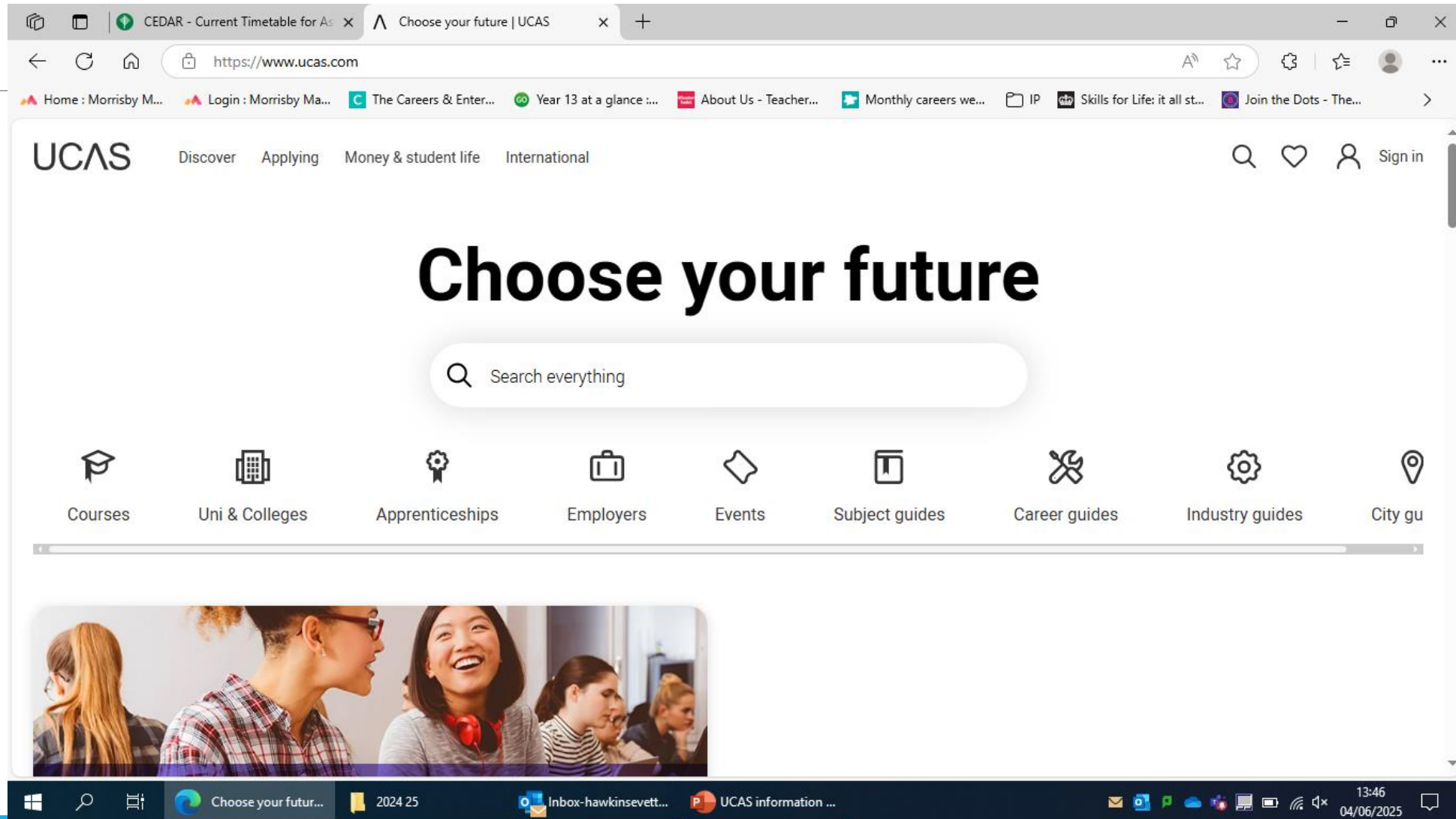


# Reflections and next steps

---

- This tutorial will give you lots to think about, and there is lots of information to digest!
- Take some time over the next few days and weeks to explore the UCAS website thoroughly, and use Morrisby for more information. The following slides show you what you can do on UCAS – if there is time in this tutorial, work through them and see what you can do on this helpful website.
- If you want to refer back to these slides, they'll be on the Year 1 Tutorial Padlet. Ask your personal tutor if you have any questions about next steps.
- If you need more in-depth advice, make an appointment with the careers team via [CareersOffice@colchsfc.ac.uk](mailto:CareersOffice@colchsfc.ac.uk)
- Talk to people at home, talk to friends and wider family, talk to your teachers
- **Your teachers will be starting to write testimonials now – these are mini-references which your form tutor will then use to write your full reference next year. Start talking to them about what they can put in your testimonials/references to make your application really stand out!**

# Choose your future



The screenshot shows the UCAS website homepage in a web browser. The browser's address bar displays 'https://www.ucas.com'. The page features a navigation bar with the UCAS logo and links to 'Discover', 'Applying', 'Money & student life', and 'International'. A search bar with the placeholder text 'Search everything' is prominently displayed. Below the search bar, a horizontal menu contains nine icons representing different categories: Courses, Uni & Colleges, Apprenticeships, Employers, Events, Subject guides, Career guides, Industry guides, and City guides. At the bottom of the page, there is a banner image showing a group of diverse young people smiling and interacting. The Windows taskbar at the bottom of the screen shows the time as 13:46 on 04/06/2025, along with several open applications including 'Choose your futur...', '2024 25', 'Inbox-hawkinseve...', and 'UCAS information ...'.

UCAS Discover Applying Money & student life International


## Choose your future

Search everything

Courses Uni & Colleges Apprenticeships Employers Events Subject guides Career guides Industry guides City guides

13:46 04/06/2025

# If you click “Discover”...



UCAS

Discover

Applying

Money & student life

International



S

## Where to start

- UCAS Hub
- Virtual Work Experiences
- Chat to students
- UCAS events

## What to do

- Courses
- Apprenticeships
- Subject guides
- Subject tasters
- Industry guides

## Where to go

- Employers
- Universities and colleges
- Regions
- City guides
- Gap years

## Careers

- Types of employment
- Write a CV
- Write a cover letter
- Starting work
- Career quiz
- Interviews

Discover –  
guides to  
courses; what  
is it like? What  
does it cover?

Where to go – guide to  
universities and  
cities/locations

# Not sure? Click “What to do” to see a range of options

UCAS

Discover

Applying

Money & student life

International



Sign in

## What to do

Discover subjects and careers



Hub



For you



Favourites



What to do



Where to go



Search

Subjects

Careers

Courses

App

## Discover subjects



# If you click “Applying” ...

UCAS

Discover

Applying

Money & student life

International



Sign in

## Before you apply

Campus open days

What and where to study

Distance learning

Apprenticeships

Industry guides

Higher Technical Qualifications (HTQs)

Studying at a college

Pros and cons of university

Choosing a course

## Parents, guardians and carers

Key dates

How to fill in the UCAS application

UCAS terms explained

Clearing toolkit for parents

Sign up for our parent newsletter

## Applying to university

Dates and deadlines

Personal statement

UCAS Tariff points

Individual needs

Subject guides

Fees, loans, and funding

## After applying

Interviews

Track your application

Decisions and offers

Results day

Clearing and results day

## Conservatoires

Fees and finance

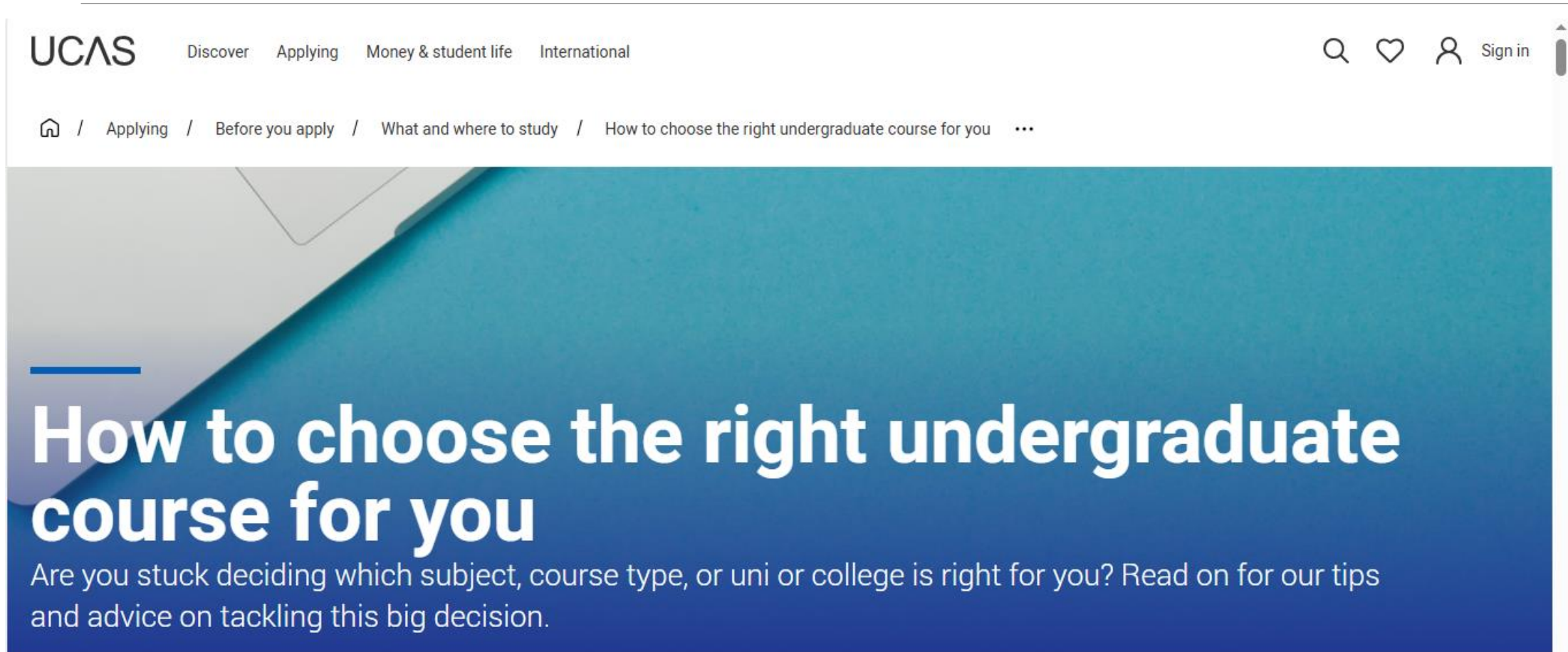
How to apply

Replying to offers

Tracking your application

# “Undergraduate”

If you go to university, while studying you will be considered an “undergraduate” until you graduate. If you do a Masters or PhD, this is known as “postgraduate” study. Therefore, you will apply for “undergraduate” courses.



The screenshot shows the UCAS website interface. At the top, the UCAS logo is on the left, and navigation links for 'Discover', 'Applying', 'Money & student life', and 'International' are in the center. On the right, there are icons for search, heart, and user profile, along with a 'Sign in' link. Below the navigation bar, a breadcrumb trail reads: Home / Applying / Before you apply / What and where to study / How to choose the right undergraduate course for you. The main content area features a large blue banner with the title 'How to choose the right undergraduate course for you' in white. Below the title, a subtitle in white text reads: 'Are you stuck deciding which subject, course type, or uni or college is right for you? Read on for our tips and advice on tackling this big decision.'

UCAS Discover Applying Money & student life International

Search Heart User Sign in

Home / Applying / Before you apply / What and where to study / How to choose the right undergraduate course for you

## How to choose the right undergraduate course for you

Are you stuck deciding which subject, course type, or uni or college is right for you? Read on for our tips and advice on tackling this big decision.

# “Money and Student life”

UCAS

Discover

Applying

Money & student life

International

For information about finances i.e. student finance, budgeting, student discounts

## Money

Student finance

Scholarships, grants, and bursaries

Additional funding

Budgeting

Managing money

## Student life

City guides

Starting uni or college

Student Finance is a loan given to you by the government. Find more info here.

Scholarships and bursaries – free money from some universities.

Remember, you have been sent a brochure with information about bursaries available at all universities! Search for emails from CareersOffice

Accommodation for apprentices

Accommodation for disabled students

Apply for student accommodation

Find the right accommodation

The ultimate packing list

# More on budgeting and finances at university...

---

Affordability and value for money are key concerns for many students considering university. However, misconceptions about the actual costs of tuition, accommodation, and living expenses can create unnecessary uncertainty.

In a recent cost of learning survey from IDP “62% of students reported that financial stress negatively affects their studies and mental health.”

To support students and their families to understand the true cost of university life WhatUni have launched the student cost of living calculator, a practical tool designed to:

- ✓ Provide clear, personalised cost estimates tuition, accommodation, and living expenses.
- ✓ Support informed decision-making by helping students budget effectively.
- ✓ Enhance financial literacy and reduce uncertainty around university affordability.

Find the cost-of-living calculator here - <https://www.whatuni.com/money/ug-student-budget-calculator/>





# “Discover” Apprenticeships

DISCOVER APPRENTICESHIPS - FIND OUT EVERYTHING YOU NEED TO KNOW



## Find an apprenticeship

Search for an apprenticeship using our apprenticeship search.



## What is an apprenticeship?

Get the facts on apprenticeships and how they work.



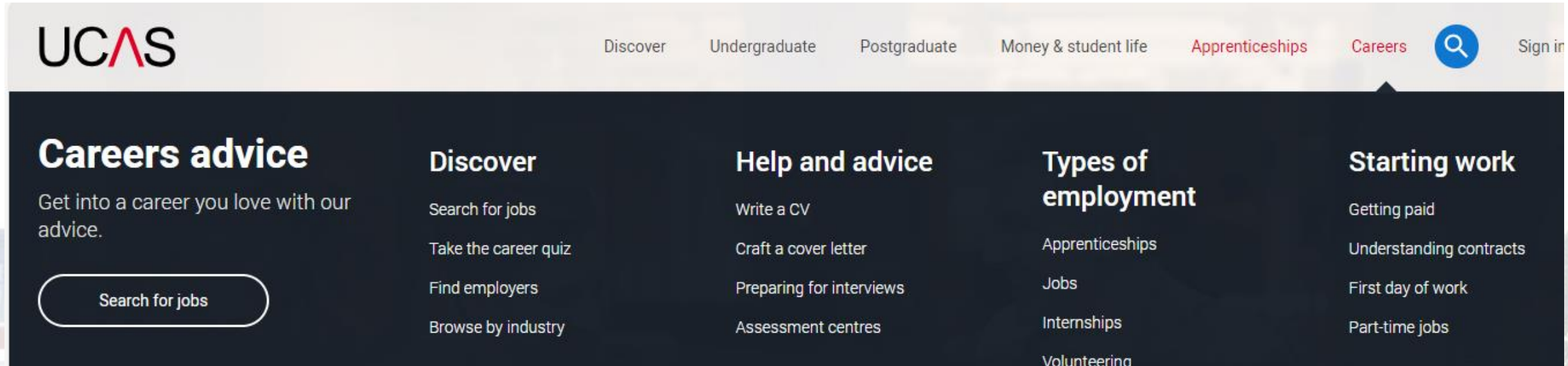
## Subscribe to Smart Alerts

Get live apprenticeship vacancies straight to your inbox based on your interests, location, and travel preferences.


This section includes a everything you might need to know about apprenticeships

# “Careers”

CV advice, job search, interview preparation  
guidance, assessment centres

A screenshot of the UCAS Careers website. The top navigation bar includes the UCAS logo and links for Discover, Undergraduate, Postgraduate, Money & student life, Apprenticeships, Careers (highlighted), and a search icon. Below the navigation bar, the main content area is divided into five columns. The first column, 'Careers advice', features a sub-header and a 'Search for jobs' button. The other four columns, 'Discover', 'Help and advice', 'Types of employment', and 'Starting work', each list various career-related topics and resources.

**UCAS**

Discover Undergraduate Postgraduate Money & student life Apprenticeships **Careers**  Sign in

---

**Careers advice**  
Get into a career you love with our advice.  
[Search for jobs](#)

**Discover**  
[Search for jobs](#)  
[Take the career quiz](#)  
[Find employers](#)  
[Browse by industry](#)

**Help and advice**  
[Write a CV](#)  
[Craft a cover letter](#)  
[Preparing for interviews](#)  
[Assessment centres](#)

**Types of employment**  
[Apprenticeships](#)  
[Jobs](#)  
[Internships](#)  
[Volunteering](#)

**Starting work**  
[Getting paid](#)  
[Understanding contracts](#)  
[First day of work](#)  
[Part-time jobs](#)

# Course search

Tutors – click here to demonstrate

Type in any subject or topic you would like to study.  
There are 32000 courses available to browse!

## Search

Courses, apprenticeships, information guides and more

Hub

For you

Favourites

What to do

Where to go

Search

What are you looking for?

< Search all | 32132 courses from 348 providers

List

Grid


Sort by: Best match

Filters

Undergraduate

2025-2026

Clear filters






# Careers advice


Looking for careers advice? Find out everything you need to know.

**Applying for jobs? Not sure where to start?  
Discover what you need to know from  
finding and applying, to understanding**



## Find your ideal career

Take our career quiz to find your ideal job matched to your personality type.




## Discover employers

Get to know leading brands and the range of jobs and apprenticeships they offer.



## Find a job or apprenticeship


Search and apply for jobs and apprenticeships using our apprenticeship and graduate job search.



## Browse by industry



## Get tailored advice in the UCAS Hub



## Browse job roles



# “Subject Tasters” – click “Undergraduate” and then “subject tasters”

🏠 / Undergraduate / What and where to study

## SUBJECT TASTERS

Explore this **section** ▼

Try university degrees before you apply. Subject Spotlights from Springpod give you a taste of what is like to study real subjects delivered by university lecturers and developed in partnership with the universities



Subject Spotlights give you the chance to try a university course before you apply. Delivered by the lecturers themselves you will gain insight into what it's like to study the course and give your personal statement a boost.

# “Subject Tasters”

Choose a subject you're interested in to look at some resources which will give you a taster of the kinds of things you might learn!


[Search All](#) | 11 results | Page 1 of 1

Sort by: Relevance ▾

Grid List


All filters Subject ▾ University or College ▾

Reset filters

POWERED BY **Springpod** 


UCAS Media Service

★ Promoted




Teaching:  
a profession and a passion

**Teaching: A Profession And A Passion**  
with Damien Maguire from Liverpool Hope University




Facial recognition  
the **psychology**  
behind faces 😊😞

**Facial Recognition: The Psychology Behind Faces**  
with Dr Natalie Butcher from Teesside University



• The **psychology** of males:  
what's going on inside  
the male mind?

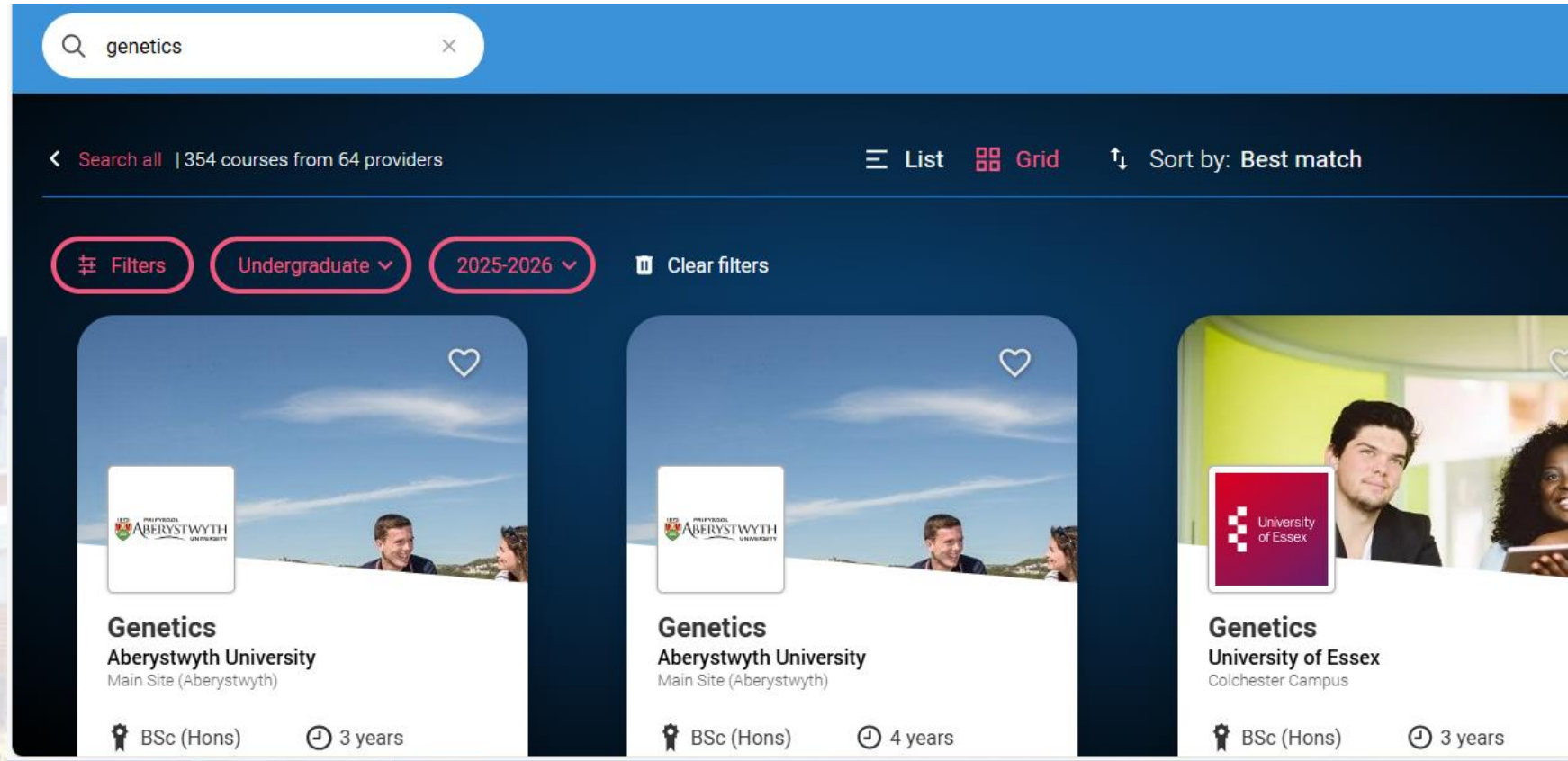
**The Psychology Of Males:  
What's Going On Inside The  
Male Mind?**  
with Dr Becci Owens from University of  
Sunderland



HOW TO RUN A SUB-2 HOUR  
**MARATHON**  
THE PHYSIOLOGY OF THE SUPER HUMAN

**How To Run A Sub 2 Hour  
Marathon: The Psychology Of  
The Superhuman.**  
with Dr Dan Gordon from Anglia Ruskin  
University

# If you searched for “genetics”...



Courses automatically appear in alphabetical order by University. You can use the filters to narrow the results e.g. by distance or by entry requirements.

There are over 354 courses for “genetics” alone!



Make sure it is 2026-27 entry!!

When you click on a course page, you will find information about the course content, assessment, and entry requirements.

There will also be open day information. If you can, visiting universities is really important as you will live there for 3 years! You can talk to existing students and get a feel for the campus and city.

## Course options

2025 - 2026

2026 - 2027



Qualification type

**Bachelor of Science (with Honours) - BSc (Hons)**



Location

**Colchester Campus**



Start date

**October 2025**



Study mode

**Full-time**



Duration

**3 years**

Course summary

How to apply

Entry requirements

Fees and funding

Provider information

## Course summary

Genetics is at the forefront of modern biology, driving progress in medicine and synthetic biology. Thanks to recent developments in genetic analysis and manipulation, we are now able to explore the interaction between genes and the environment at an unprecedented level: from developmental processes to the epigenetic effects of the environment in our genome.

Teaching on our BSc Genetics course focuses on real-world applications, including medicine, biotechnology and genomics. The study of genetics includes

University of Essex has participated in the Teaching Excellence Framework. These ratings were awarded in 2023, for four years



Overall: **Silver**

Student experience: **Silver**

Student outcomes: **Silver**

Teaching Excellence Framework

See why these ratings were awarded



# Morrisby

---

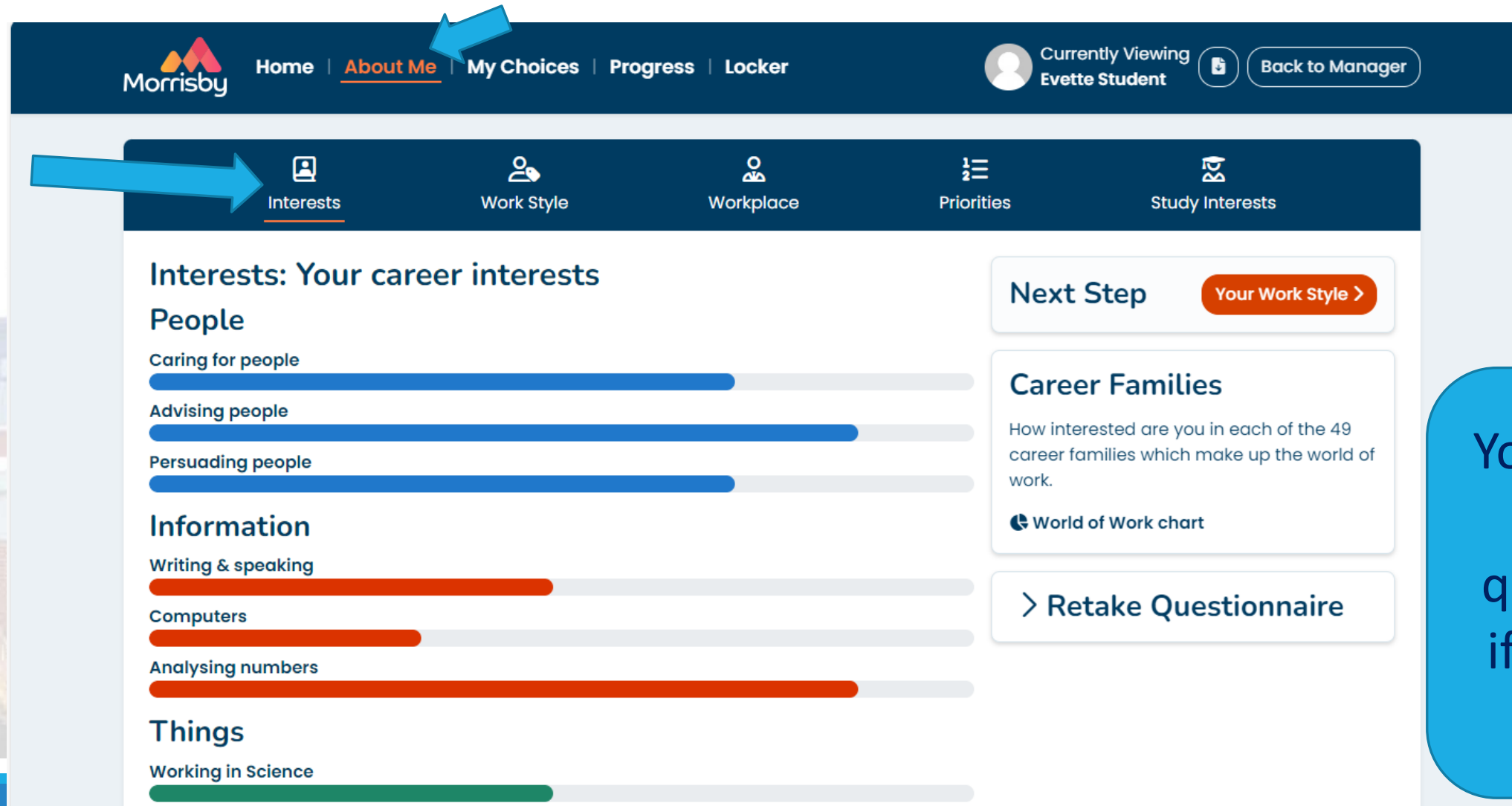
- You should all have registered for Morrisby at the beginning of the year
- You completed a questionnaire which allowed Morrisby to give you suggestions and information tailored to your needs and interests
- Throughout the year, you should have been noting any extra-curricular activities you took part in

# Using Morrisby to help with progression

---

- Morrisby **holds lots of information** about different career paths including university, apprenticeships and employment.
- It will offer you **tailored careers advice** based on your interests as expressed in the initial questionnaire
- It is also a place to **log activities** you have engaged with and the skills you developed through those activities
- You should spend some time exploring the website. The next slides show some of the useful functions.

# About Me – Interests – all from the questionnaire completed



The screenshot shows the Morrisby 'About Me' page. The top navigation bar includes 'Home', 'About Me' (highlighted with a blue arrow), 'My Choices', 'Progress', and 'Locker'. On the right, it says 'Currently Viewing Evette Student' with a 'Back to Manager' button. Below the navigation bar is a sub-menu with 'Interests' (highlighted with a blue arrow), 'Work Style', 'Workplace', 'Priorities', and 'Study Interests'. The main content area is titled 'Interests: Your career interests' and is divided into three sections: 'People', 'Information', and 'Things'. Each section contains a list of interests with corresponding horizontal bars indicating the level of interest. The 'People' section has three items: 'Caring for people', 'Advising people', and 'Persuading people'. The 'Information' section has three items: 'Writing & speaking', 'Computers', and 'Analysing numbers'. The 'Things' section has one item: 'Working in Science'. On the right side of the page, there is a 'Next Step' section with a button 'Your Work Style >'. Below that is a 'Career Families' section with the text 'How interested are you in each of the 49 career families which make up the world of work.' and a 'World of Work chart' icon. At the bottom right, there is a button '> Retake Questionnaire'.

**Interests: Your career interests**

**People**

- Caring for people
- Advising people
- Persuading people

**Information**

- Writing & speaking
- Computers
- Analysing numbers


**Things**

- Working in Science

**Next Step** [Your Work Style >](#)

**Career Families**

How interested are you in each of the 49 career families which make up the world of work.

 World of Work chart

[> Retake Questionnaire](#)

You can retake the questionnaire if things have changed!

# My Choices – Careers

 [Home](#) | [About Me](#) | [My Choices](#) | [Progress](#) | [Locker](#)

Currently Viewing  [Back to Manager](#)

Evette Student

 [Careers](#)

 [Subjects](#)

 [Destinations](#)

 [Planner](#)

## Career Suggestions and Favourites

Qualification Level: Degree

[Change your qualification level](#)

### Focus On

- ☐ Interests
- ☐ Specialist Interests

### What if I...?

- ☐ Obtained a competitive degree
- ☐ Only considered Apprenticeships



Morrisby will suggest career options for you based on the questionnaire you answered when you registered


[Search](#)

[Clear](#)



# My Choices – Careers cont.

You can “like” particular career options to store them in your “favourites” and refer back to later. Each course page has information about jobs, degrees and apprenticeships.

Home | About Me | **My Choices** | Progress | LockerCurrently Viewing  
Evette Student

Careers


Subjects

Destinations

## Career Suggestions and Favourites


**Qualification Level:** Degree 

Change your qualification level

**Focus On **


☐ Interests


☐ Specialist Interests


**What if I...? **


☐ Obtained a competitive degree

☐ Only considered Apprenticeships


**Bank Manager**

**Human Resources**


**Manager/Officer**

**Marketing Manager**


Show my favourite careers




New Entry




New Entry



New Entry



**Search**


What are you looking for? 

Search

Clear


# My Choices – Destinations

Home | [About Me](#) | [My Choices](#) | [Progress](#) | [Locker](#)Currently Viewing  
Evette Student [Back to Manager](#)




### What should I study?

Review your subject matches in [Options at 18](#) and create a favourites list. You can also search for courses related to those subjects.




### Oxbridge Research

Explore and compare colleges at [Oxford](#) and [Cambridge](#).




### Find my University Course

Use the [Course Search](#) to research higher education courses, discover their entry requirements and favourite your preferences. Find out about the providers too, with our comprehensive guides.




### Find my Apprenticeship

Use the [Apprenticeship](#) search to find live apprenticeships in your area, linking directly through to the application pages.




### Employment



# My Choices – Destinations – Options at 18

Note: this is showing higher education because we told Morrisby this is what we were interested in. It will show other things if you answered the questionnaire differently.

Home | About Me | My Choices | Progress | LockerCurrently viewing  
Evette StudentBack to Manager

Careers

Subjects


Destinations

Planner

Options at 18 | Oxbridge | Course Search | Apprenticeship Search | Employment

Higher Education (Degree) Suggestions


Change level ▾



Subject 18

Economics


100%



Subject 18

Actuarial and management science


94%



Subject 18

Human resources

91%



Subject 18

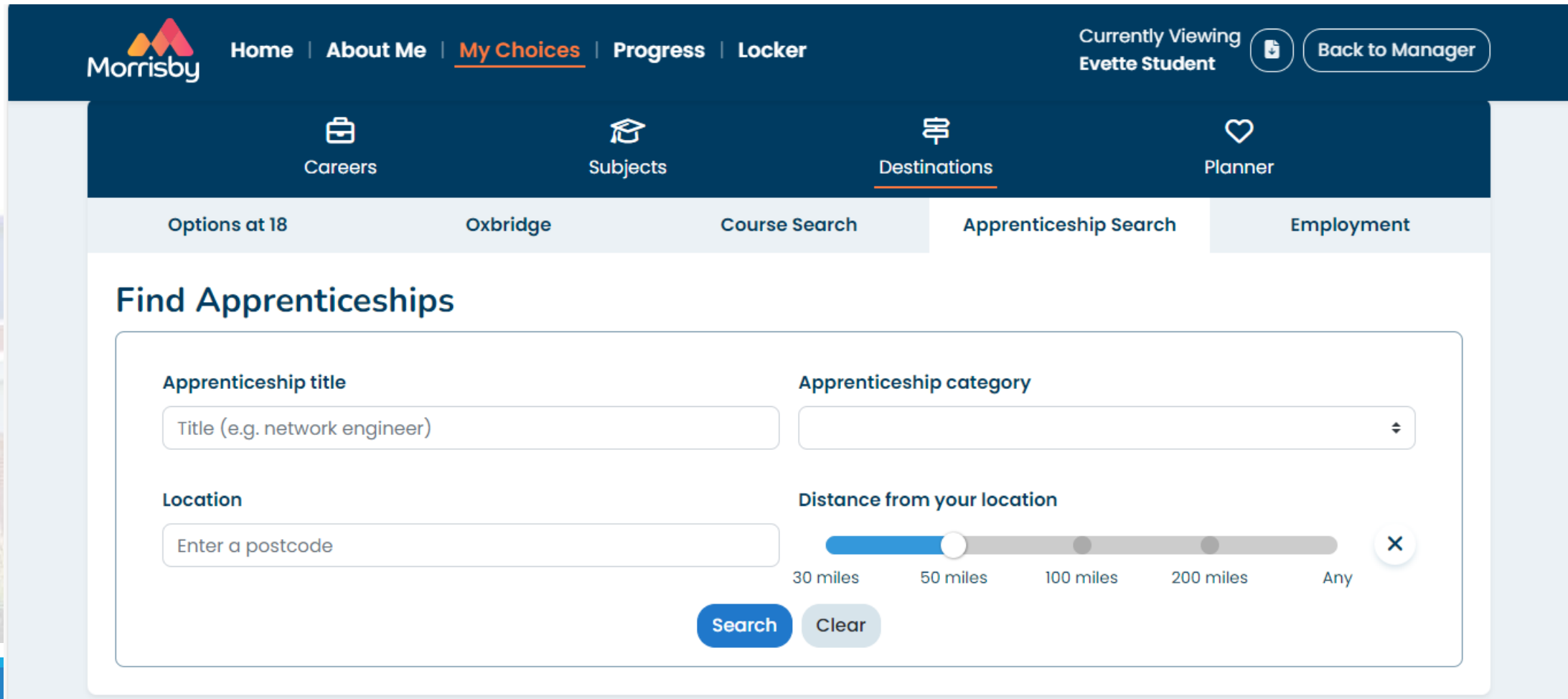
Psychology

90%



# My Choices – Destinations – Apprenticeships Search

For more information relating to  
apprenticeships specifically!




The screenshot shows the Morrisby website's 'Find Apprenticeships' search interface. The top navigation bar includes the Morrisby logo and links for Home, About Me, My Choices (highlighted), Progress, and Locker. On the right, it shows 'Currently Viewing Evette Student' with a document icon and a 'Back to Manager' button. Below the navigation bar is a secondary menu with icons and labels for Careers, Subjects, Destinations (highlighted), and Planner. A horizontal tab bar below this contains 'Options at 18', 'Oxbridge', 'Course Search', 'Apprenticeship Search' (highlighted), and 'Employment'. The main content area is titled 'Find Apprenticeships' and contains a search form with the following fields and controls:


- Apprenticeship title:** A text input field with the placeholder 'Title (e.g. network engineer)'.
- Apprenticeship category:** A dropdown menu.
- Location:** A text input field with the placeholder 'Enter a postcode'.
- Distance from your location:** A horizontal slider with markers at 30 miles, 50 miles, 100 miles, 200 miles, and Any. The slider is currently set to 50 miles. There is a close button (X) to the right of the slider.
- Search and Clear buttons:** A blue 'Search' button and a grey 'Clear' button are located at the bottom of the form.




# My Choices – Destinations – Employment


For more information relating to employment specifically, including setting up your own business!

[Home](#) | [About Me](#) | [My Choices](#) | [Progress](#) | [Locker](#)


Currently Viewing  **Evette Student**[Back to Manager](#)




Employment  
**Help to Get a Job (National Careers Service)**  
Information and advice in England on job seeking, applications, interviews etc  
★★★★☆







Employment  
**Flexible Working (UK Gov)**  
UK Government's information on different types of flexible working  
★★★★☆



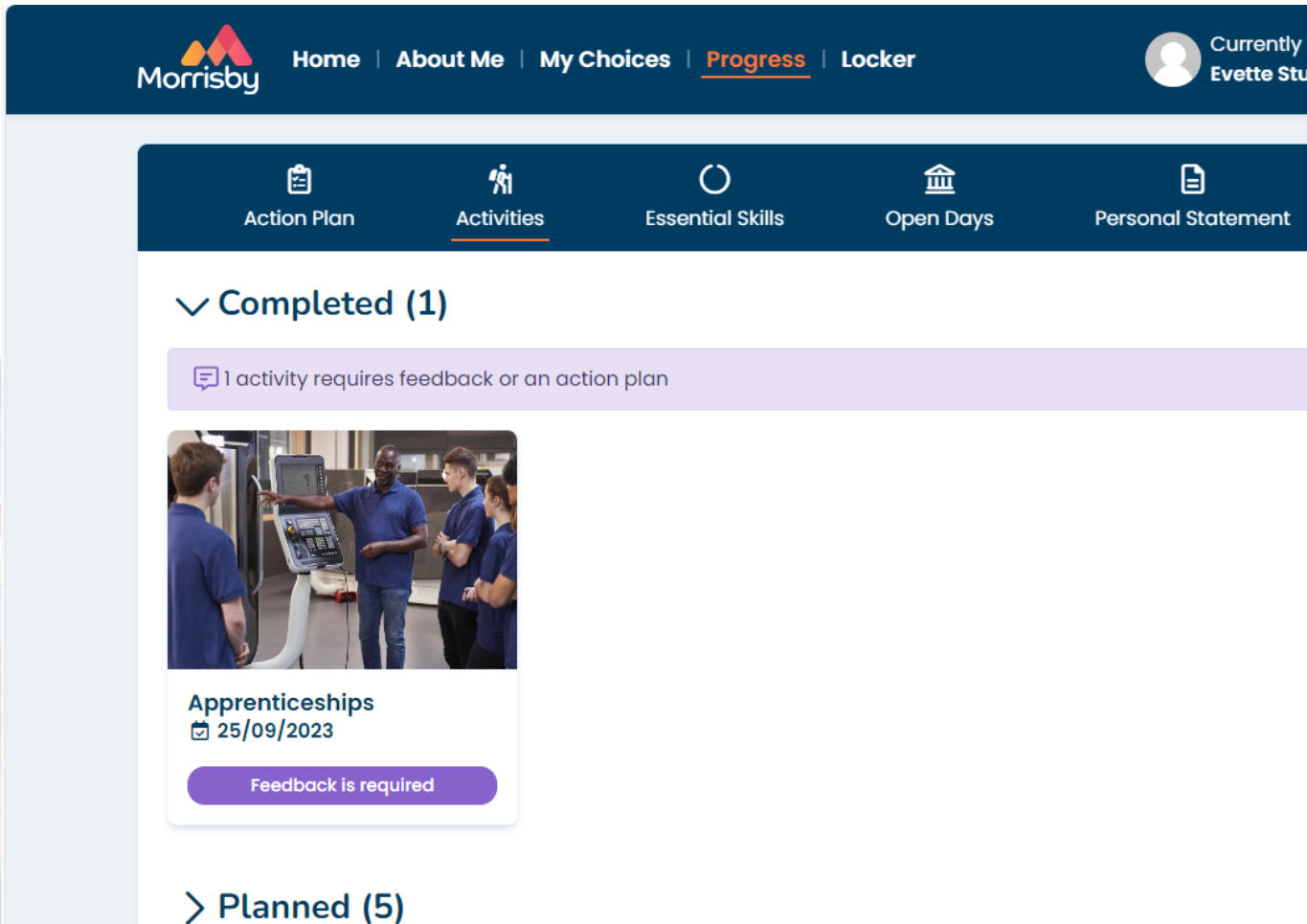
Employment  
**Employment 4 Students**  
Student jobs, internships and graduate jobs  
★★★★☆



Employment  
**Applying for Jobs (Prospects)**  
Information for undergraduates on what employers are looking for, applying for jobs, CVs, interview tips, etc.  
★★★★☆



# Progress



The screenshot shows the Morrisby user interface. At the top is a dark blue navigation bar with the Morrisby logo and links for Home, About Me, My Choices, Progress (highlighted), and Locker. On the right of this bar is a user profile icon and the text 'Currently Evette Stu'. Below the navigation bar is a secondary bar with five icons and labels: Action Plan, Activities (highlighted), Essential Skills, Open Days, and Personal Statement. The main content area is titled 'Completed (1)' with a downward arrow. Below this is a light purple banner with a speech bubble icon and the text '1 activity requires feedback or an action plan'. The first activity is shown as a card with a photo of three people in a workshop. The card text includes 'Apprenticeships' and a calendar icon with the date '25/09/2023'. At the bottom of the card is a purple button that says 'Feedback is required'. Below the completed section is a heading '> Planned (5)'.

This is where you can log any activities you have engaged with, essential skills you have developed or open days you have attended.

When you add an activity, Morrisby gives you the option to add the skills you developed by engaging with that activity and a picture builds of all of the skills you are developing.

Have you logged all of the talks you attended as part of the 2-day-programme?

# Progress cont.

The screenshot shows the Morrisby Progress page. At the top, there is a navigation bar with links: Home, About Me, My Choices, Progress (highlighted), and Locker. On the right of the navigation bar, it says 'Currently Viewing Evette Student' with a profile icon and a 'Back to' button. Below the navigation bar is a secondary menu with icons and labels: Action Plan, Activities (highlighted), Essential Skills, Open Days, Personal Statement, and My Applications. The main content area is titled 'Completed (1)' with a dropdown arrow. Below this, a purple banner states '1 activity requires feedback or an action plan'. The activity listed is 'Apprenticeships' with a date of '25/09/2023' and a purple button that says 'Feedback is required'. At the bottom, there is a section for 'Planned (5)' with a right-pointing arrow.

There is also information here relating to CVs, applying for employment and apprenticeships, and information about university and personal statements.

This is a good place to log any activities you have engaged with that you want to be included in the UCAS reference!