

# Careers Education and Guidance

## How The Sixth Form College, Colchester helps students make the next step

### Introduction

We are pleased to report that over 75% of our students eventually attend Higher Education; this excludes the number that more recently have commenced a Higher Apprenticeship which will lead to higher qualifications. We always look forward to hearing from former students regarding their career progression. Please contact [careersoffice@colchsfc.ac.uk](mailto:careersoffice@colchsfc.ac.uk) to share your good news.

### Employment, Apprenticeships and Training Schemes

Increasing numbers of students are choosing to undertake opportunities offered by Apprenticeships, especially Higher Apprenticeships. Businesses are more aware of the value of training young people to be the managers of the future. We have good links with local businesses e.g. apprenticeships for Accountants, (most of the A Level Accounts student gain employment after A Levels). Other employer engagement has been with Barclays Bank, BT and Essex Police.

### Self-employment

One College student who left in 2023 has reportedly started their own business (no specific details have been given).

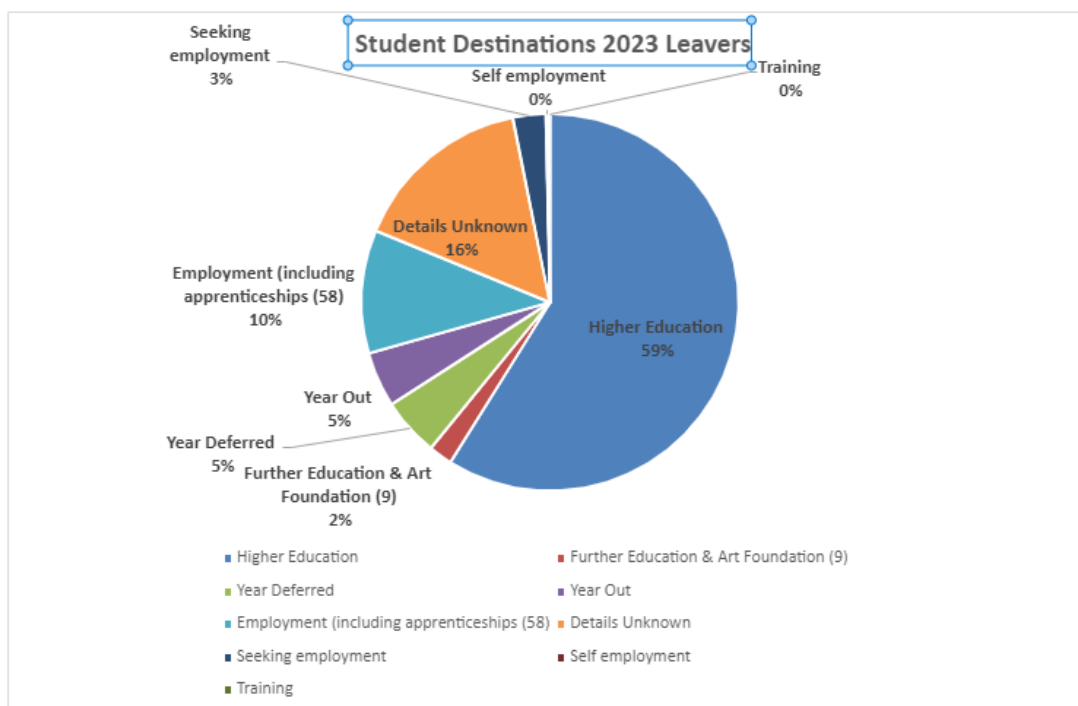
### Education

The majority of our leavers each year continue their education undertaking higher level studies. They are supported in this by a range of activities and every Personal Tutor will write references. The majority of students continue with their education at Higher Education Institutions in the UK.

Most overseas institutions require a greater lead time for applications and this deters students as does the lack of UK government funding.

Some students attend Further Education courses to specialise in a particular area for example our local Art Foundation course, and the AAT for accountants.

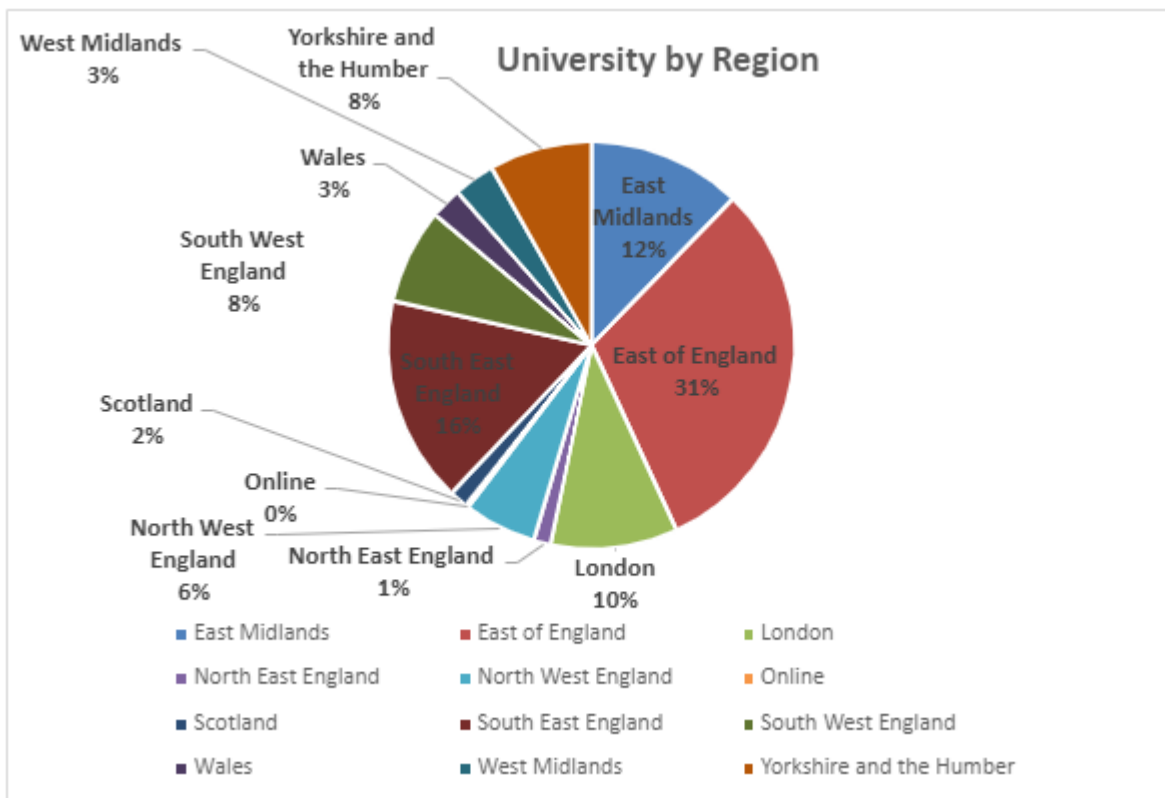
### Destinations



60% of College students progress directly into Higher Education studies, with an additional 5% choosing to defer their entry. A further 2% choose to study in Further Education. 10% of students record that they go straight into employment.

**University by Region:**

The majority of students choose universities in the East of England (31%) with an additional 10% opting for London. The South East region is also popular attracting 16% of students.



Higher Education continues to be the main destination for our students, which is not surprising as College is predominantly an A Level centre. This has been analysed to see where students choose to go:

**UNIVERSITY LOCAL CHOICES (does not include deferred places)**

|  | 2020 (781) |       | 2021 (881) |      | 2022 (886) |      | 2023 (896) |     |
|--|------------|-------|------------|------|------------|------|------------|-----|
| <b>Anglia Ruskin</b>                     | 43         | 5.5%  | 50         | 5.7% | 63         | 7%   | 63         | 7%  |
| <b>East Anglia</b>                       | 90         | 11.5% | 47         | 5.3% | 64         | 7%   | 75         | 8%  |
| <b>Essex</b>                             | 128        | 16.3% | 124        | 14%  | 126        | 14%  | 96         | 11% |
| <b>University Centre Colchester (HE)</b> | 4          | 0.5%  | 2          | 0.2% | 5          | 0.5% | 0          | 0   |
| <b>University of Suffolk</b>             | 9          | 1.15% | 8          | 0.9% | 11         | 1.2% | 10         | 1%  |

Essex University is still the top choice for College students. The other local universities have similar numbers to last year ( a slight increase for East Anglia)

## **STUDY ABROAD CHOICES**

|                             | <b>2020</b> | <b>2021</b> | <b>2022</b> | <b>2023</b> |
|-----------------------------|-------------|-------------|-------------|-------------|
| Netherlands                 | 0           | 0           | 0           | 0           |
| Non UK University (unnamed) | 1           | 1           | 0           | 0           |
| Australia                   | 1           | 0           | 0           | 1           |
| USA                         | 0           | 3           | 0           | 2           |
| Spain                       |             |             | 1           | 1           |
| Poland                      |             |             | 1           | 0           |
| Belgium                     |             |             |             | 1           |
| France                      | 0           | 2           | 0           |             |
| <b>Total:</b>               | <b>2</b>    | <b>6</b>    | <b>2</b>    | <b>5</b>    |

Five students have decided to study abroad this year, again a slight increase.

## **UNIVERSITY Acceptances – TOP 5**

|               | <b>2020</b> |             | <b>2021</b> |             | <b>2022</b> |             | <b>2023</b> |             |
|---------------|-------------|-------------|-------------|-------------|-------------|-------------|-------------|-------------|
|               | <b>Rank</b> | <b>Nos.</b> | <b>Rank</b> | <b>Nos.</b> | <b>Rank</b> | <b>Nos.</b> | <b>Rank</b> | <b>Nos.</b> |
| Anglia Ruskin | <b>3</b>    | 43          | <b>2</b>    | 50          | <b>3</b>    | 63          | <b>3</b>    | 63          |
| Brighton      | <b>5</b>    | 11          | <b>4</b>    | 22          | <b>5</b>    | 20          | <b>4</b>    | 23          |
| East Anglia   | <b>2</b>    | 90          | <b>3</b>    | 47          | <b>2</b>    | 64          | <b>2</b>    | 75          |
| Essex         | <b>1</b>    | 128         | <b>1</b>    | 124         | <b>1</b>    | 126         | <b>1</b>    | 96          |
| Kent          | <b>4</b>    | 19          | <b>5</b>    | 15          | <b>4</b>    | 32          | <b>5</b>    | 14          |

Essex University still holds the top place for student acceptances over the years. East Anglia's acceptances have increased again this year.

|                            | <b>2020</b> |     | <b>2021</b> |  | <b>2022 (1410)</b> |     | <b>2023 (1537 leavers)</b> |     |
|----------------------------|-------------|-----|-------------|--|--------------------|-----|----------------------------|-----|
| Oxbridge                   | 5           |     | 7           |  | 7                  |     | 8                          |     |
| Russell Group Universities | 188         | 24% | 178         |  | 170                | 12% | 201                        | 13% |

Oxbridge acceptances have stayed the same, with the Russell Group Universities increasing slightly.

Local universities are popular with our students as well as ones in the south east. Russell Group universities are also popular with our students. We are a non-selective institution and this is reflected in our Oxbridge acceptance rate.

**SUTTON 13**

| University                | 2023   |  |
|---------------------------|--|--|
|                           | <ul style="list-style-type: none"><li>• 30% of HE (888)</li><li>• 17% of total students (1571)</li></ul> |  |
| Bath                      | 4  |  |
| Birmingham                | 12   |  |
| Bristol                   | 14   |  |
| Cambridge                 | 6  |  |
| Cardiff                   | 5  |  |
| Durham                    | 5  |  |
| Edinburgh                 | 4  |  |
| Exeter                    | 25   |  |
| Glasgow                   | 1  |  |
| Imperial                  | 0  |  |
| King's College, London    | 6  |  |
| Lancaster                 | 8  |  |
| Leeds                     | 9  |  |
| Leicester                 | 7  |  |
| Liverpool                 | 12   |  |
| LSE                       | 0  |  |
| Manchester                | 9  |  |
| Newcastle                 | 5  |  |
| Nottingham                | 22   |  |
| Oxford                    | 2  |  |
| Reading                   | 19   |  |
| Royal Holloway            | 18   |  |
| University of London      | 0  |  |
| Sheffield                 | 19   |  |
| Southampton               | 11   |  |
| St Andrews                | 1  |  |
| Strathclyde               | 1  |  |
| Surrey                    | 9  |  |
| University College London | 4  |  |
| Warwick                   | 7  |  |
| York                      | 23   |  |

## **HIGHER EDUCATION TOP SUBJECT AREAS**

We have large Business Studies, Psychology and Law departments and this is reflected in the courses that students choose to study. Psychology study numbers have increased slightly over the years, with a fall of numbers in Law.

Please note that the subjects are not necessarily single study subjects (have taken first subject as main subject).

|  | <b>2023</b> | <b>2022</b> | <b>2021</b> | <b>2020</b> |
|--|-------------|-------------|-------------|-------------|
| Advertising and Marketing                    | 29          | 24          | 13          | 17          |
| Animal-related                               | 2           | 3           | 5           |             |
| Art & Design                                 | 7           | 72          | 51          | 76          |
| Building/Construction/Property/Estate Agency | 0           | 4           | 8           | 8           |
| Business/Economics/Finance                   | 65          | 71          | 110         | 101         |
| Computing and IT                             | 8           | 44          | 29          | 35          |
| Engineering                                  | 34          | 24          | 25          | 27          |
| English/Journalism/Creative Writing          | 18          | 41          | 34          | 36          |
| Geography/Geology/Environmental Science      | 8           | 19          | 33          | 25          |
| Health/Medicine/Veterinary                   | 6           | 52          | 59          | 61          |
| History/Politics                             | 53          | 50          | 60          | 51          |
| Hospitality/Events/Travel/Tourism            | 4           | 4           | 4           | 5           |
| Integrated Studies                           | 0           | 0           | 3           | 0           |
| Joint subject (un-related)                   |             | 11          | 44          | 41          |
| Law  | 55          | 82          | 84          | 60          |
| Mathematics                                  | 15          | 15          | 9           | 19          |
| Media/Film/TV/Communication                  | 18          | 31          | 21          | 21          |
| Modern Languages                             | 6           | 6           | 3           | 13          |
| Performing Arts/Music/Theatre/Dance/Drama    | 31          | 34          | 26          | 38          |
| Philosophy, Politics, Economics (PPE)        | 1           | 0           | 2           | 2           |
| Psychology/Criminology/Sociology             | 134         | 152         | 125         | 138         |
| Religious Studies/Philosophy                 | 7           | 8           | 5           | 8           |
| Science                                      | 48          | 67          | 74          | 71          |
| Sport/PE                                     | 22          | 28          | 23          | 27          |
| Teaching/Childhood/Education                 | 19          | 16          | 19          | 28          |

## DEGREE APPRENTICESHIPS

|                 | <b>Company</b>                                    | <b>University</b>   | <b>Subject Area</b>                   | <b>Total</b> |
|-----------------|---|---------------------|---------------------------------------|--------------|
| <b>2020 - 5</b> |   |                     |                                       |              |
|                 | Dyson   | The Dyson Institute | Engineering                           |              |
|                 |   | Anglia Ruskin       | Quantity Surveying                    |              |
|                 | MBDA  |                     | Engineering                           |              |
|                 | MBDA  | Hertfordshire       | Software Engineering                  |              |
|                 | Ministry of Justice – Government Economic Service | Unknown             | Economics                             |              |
| <b>2021 - 4</b> |   |                     |                                       |              |
|                 | Addenbrookes Hospital                             | Anglia Ruskin       |                                       |              |
|                 | Richard Jackson plc                               | Anglia Ruskin       | Civil & Structural Engineering        |              |
|                 | Laing O'Rourke                                    | London South Bank   | Trainee Digital Engineer              |              |
|                 | L'Oreal   | Kent                | Chartered Management                  |              |
| <b>2022 - 8</b> |   |                     |                                       |              |
|                 |   |                     | Digital Marketing                     |              |
|                 | WSP   | London South Bank   | Electrical and Electronic Engineering |              |
|                 | BT  |                     | Digital Technology Solutions          |              |
|                 | Braintree Company                                 |                     | Civil Engineering                     |              |
|                 | Barratt and David Wilson Homes                    |                     | Technical Design                      |              |
|                 | Essex Police                                      |                     | Professional Policing Degree          |              |
|                 | Essex Police - Investigate First                  |                     | Professional Policing Degree          |              |
|                 | City of London Police                             |                     | Professional Policing Degree          |              |
| <b>2023-8</b>   |   |                     |                                       |              |
|                 | Essex Police                                      |                     | Police Degree                         | X 3          |
|                 | Amazon (Exeter)                                   |                     | Project Management                    |              |
|                 | Deloitte  |                     |                                       |              |
|                 | Investigate First                                 |                     | Police Degree                         |              |
|                 |   |                     | Software Engineering                  |              |
|                 | Degree apprenticeships                            |                     | Details unknown                       |              |

### **FURTHER EDUCATION COURSES:**

Alternative destinations for Level 3 leavers include Further Education courses as shown below..

|   | 2019 | 2020 | 2021 | 2022 | 2023 |
|---|------|------|------|------|------|
| AAT Fast Track Accounting                             | 7    | 14   | 5    | 1    | 1    |
| Beauty Diploma/Technical Certificate/Make up Artistry | 1    | 1    |      | 3    | 0    |
| Engineering (various)                                 | 0    | 0    |      | 3    | 0    |
| Other   | 7    | 47   |      | 29   |      |

We also have a strong Art department and a number of students continue at our local provider for the Art Foundation course. Others studying a range of courses:

### **COLCHESTER INSTITUTE/UNIVERSITY CENTRE COLCHESTER**

|                                      | 2020 | 2021<br>(40) | 2022<br>(48) | 2023<br>(13) |
|--------------------------------------|------|--------------|--------------|--------------|
| Higher Education Courses             | 4    | 2            | 6            |              |
| Animation & Illustration             |      | 2            |              |              |
| Art Foundation                       | 15   | 17           | 22           |              |
| Business                             | 3    | 1            | 3            |              |
| Carpentry                            |      | 1            | 1            |              |
| Computing & IT                       | 1    |              |              |              |
| Construction & The Built Environment | 1    |              |              |              |
| Counselling                          |      |              |              |              |
| Dance                                | 1    |              | 1            |              |
| Electrical Installations             | 1    | 1            |              | 1            |
| Engineering                          |      | 1            |              |              |
| Fashion & Printed Textiles           | 1    |              | 1            | 2            |
| Film & Television/Digital Film       | 3    | 2            |              |              |
| Forensic & Criminal Investigation    | 2    | 1            | 3            | 1            |
| General Patisserie & Confectionery   |      | 1            |              |              |
| Graphic Design/Digital Graphics      | 1    | 3            | 3            | 2            |
| Fashion & Textiles                   | 0    |              |              |              |
| Health & Social Care                 | 1    |              |              |              |
| Hospitality                          |      |              |              | 2            |
| Illustration                         |      | 1            |              |              |
| Interactive Media & Games            | 1    |              | 1            |              |
| Music and Performance Production     | 0    |              |              |              |
| Photography                          | 0    | 1            | 1            | 2            |
| Plumbing                             | 2    |              |              |              |
| Popular Music                        | 1    |              |              |              |
| Professional Chef                    | 0    |              |              |              |
| Public Services                      | 0    | 1            |              | 1            |
| Sports                               |      |              |              | 1            |
| Teaching/Childhood/Education         | 1    |              |              |              |

Students who continue onto employment are the hardest to gather information from but a large number are traced and the types of employment they enter into are analysed below:

### **EMPLOYMENT TYPES**

|   | 2020 | 2021 * | 2022 | 2023 |
|---|------|--------|------|------|
| Accountancy   | 1    | 1      |      |      |
| Administration/Customer Service                           | 2    | 0      | 3    |      |
| Advertising/Marketing                                     |      | 2      | 1    |      |
| Building/Construction/Property/Estate Agency              | 2    | 2      | 8    | 3    |
| Apprenticeships   | 9    | 28     | 2    |      |
| Bar work/Barista/Catering/Waiting                         | 0    | 6      |      | 16   |
| Business/Finance (including Accountancy)                  | 2    | 7      |      |      |
| Computing/IT  | 2    | 1      |      | 1    |
| Engineering   | 2    | 1      |      |      |
| Employment-full (unknown details)                         | 48   | 16     |      |      |
| Employment-part (unknown details)                         | 0    | 1      |      |      |
| Health/Medicine   | 3    | 4      |      |      |
| Hospitality/Events/Travel/Tourism                         | 1    | 7      |      |      |
| Law   | 0    | 0      |      | 1    |
| Lifeguarding  |      | 1      |      | 1    |
| Motor Vehicle   | 1    |        |      |      |
| Plumbing/Carpentry/Heat Engineer/Joinery/                 |      | 3      |      |      |
| Public Services -includes Armed Forces, Police, Fire etc. | 3    | 8      |      | 4    |
| Retail  | 1    | 12     |      | 18   |
| Self-employed   | 0    | 4      |      |      |
| Sport & PE  | 1    | 0      |      |      |
| Teaching/Childhood/Education                              | 0    | 0      |      | 2    |
| *Other (individual amounts)                               | n/a  |        |      |      |

**\*In employment (either full or part time) 83 students – (as at 16.11.21)**

**\*In employment (either full or part time) 103 students – (as at 16.10.23)**



The Careers Department organise a range of events and activities for students to meet their needs.

## Employment & University Fair/ Progression Event

**At the Careers Fair we welcomed over 100 exhibitors, including universities and employers.**



Image 2021 Careers & University Fair

This event is essentially aimed at first year Advanced Level students as a means of encouraging them to begin thinking about their options after College. Second year students looking for employment opportunities or who have Higher Education queries will also be encouraged to attend. We invite a range of Higher Education representatives, employers who recruit at both graduate and college leaver levels. The event takes place in the Multi-purpose hall where representatives are able to display marketing materials and answer students' queries. The event is run alongside the student progress review process giving students the free time to attend the exhibition.

The highlight of the careers programme is the Career Progression Event which happens over 2 days in June. During the Career Progression Event (2 Day Programme) students have a choice of subject specific 40-minute talks and workshops, from which they choose 8 to attend. The sessions are organised by College teaching staff but presentations are offered by employers, Higher Education representatives, gap year providers and former students. The programme is intended to give students a real insight into their options and choices for the future after College and provides information which helps with their choices. At the end of the 2 days we host an Employment and university fair for students.

## Tutorial programme – MOODLE

On either a Tuesday (Year 1) or Thursday (Year 2) students are with their personal tutor for a 30 minute tutorial session. These sessions offer opportunities for information on careers and progression to be delivered but more importantly Personal Tutors can offer guidance and advice to students about their future plans. The information we signpost for students is also available on our VLE 'MOODLE'. The Careers area has lots of research opportunities and helpful information. Job opportunities, apprenticeship vacancies, employer engagement, open days and university and higher education engagement are all communicated through these pages as well as in the daily Student Bulletin and on the display screens around College.

## Work-related learning

Work related learning takes many forms and is both implicit and explicit in student's individual programmes of study and curriculum areas.

Subject lessons will all have elements of employability skills within them. e.g. Law explains how courts are structured outlining a number of careers opportunities. Business looks at the recruitment process, including the application process and legislation around recruitment and selection which assist students in their own employment. External speakers for subjects provide opportunities for careers advice and information, as well as delivering a subject specific topic. At the 2-day Career Progression event external and internal speakers provide information on career progression from subjects as well as information about alternative routes into careers.

## Careers Interviews and other specialist activities

We have an established careers team and can provide careers interviews for students who need impartial information, advice and guidance. We have a contact agreement with Directions to provide impartial Careers information, advice and guidance. Directions come into college for two days a week and also attend open evenings. Students sign up for interviews in the careers department, in room 113, with each interview lasting about 30 minutes. Online booking is also available. They may book as many interviews as is necessary during their time at College.

## Medics

Medics is a comprehensive programme of activities for students applying for medicine, dentistry, veterinary medicine. It covers the application process for these competitive courses as well as the necessary skills for interview and for the UKCAT and BMAT examinations. Students are assisted in preparing statements, which reflects their strengths and are advised on the necessity of appropriate and extensive work and volunteer experience.

## Pre-Teaching

The Pre-Teaching Additional Study as a fifth subject is a means by which Year 12 students who are considering a primary school teaching career, particularly if they are considering the 3-year Primary Teaching/Education with QTS degree route, can gain work experience in a primary school to help inform their choice. In addition, termly talks are made available to all students, delivered by a range of educational professionals, throughout the year. At the end of Year 12, an information pack regarding the Primary Teaching degree application process is provided for all Pre-Teaching students, plus further support as required from the Careers Department.

## OXBRIDGE

In the Autumn Term the Principal begins with a series of individual appointments with those students who have outstanding GCSE results and advises them on potential Oxbridge applications. Open meetings are held in November and March for all students who feel they would like to apply. This includes a session with some of our ex-students currently studying at either Oxford or Cambridge. A trip to Cambridge is organised after Easter to Emmanuel College where students have the opportunity to talk to admissions tutors and current students.

## Employability Skills and work-related experiences

Students naturally have skills that will help them during employment but we feel they need to be made more aware of skills they have and how to develop skills to show example for future employers. Students can develop skills across a wide range of activities some of which might include: Paid work; Volunteering; Work for family/friends; Work experiences; Community projects; Hobbies; Clubs and societies; Sporting activities

### Seeking opportunities

Students need support and guidance in seeking opportunities that exist for them and developing openings for themselves. For example, a journalist can start by writing articles for the College magazine, writing a blog, offering to write articles for local/club newsletters or just getting involved with these groups. Gaining experiences at newspapers and magazines - the BBC have a range of opportunities for students

### Volunteering

Increasing students' employability skills is a vital part of education. Volunteering gives them the opportunity to develop and improve skills whilst contributing to the local community. In this context we have a range of links with organisations such as St Helena Hospice, 360 (Colchester Community Voluntary Services), Larchwood and NCS (National Citizen Service).

### Work experience additional study

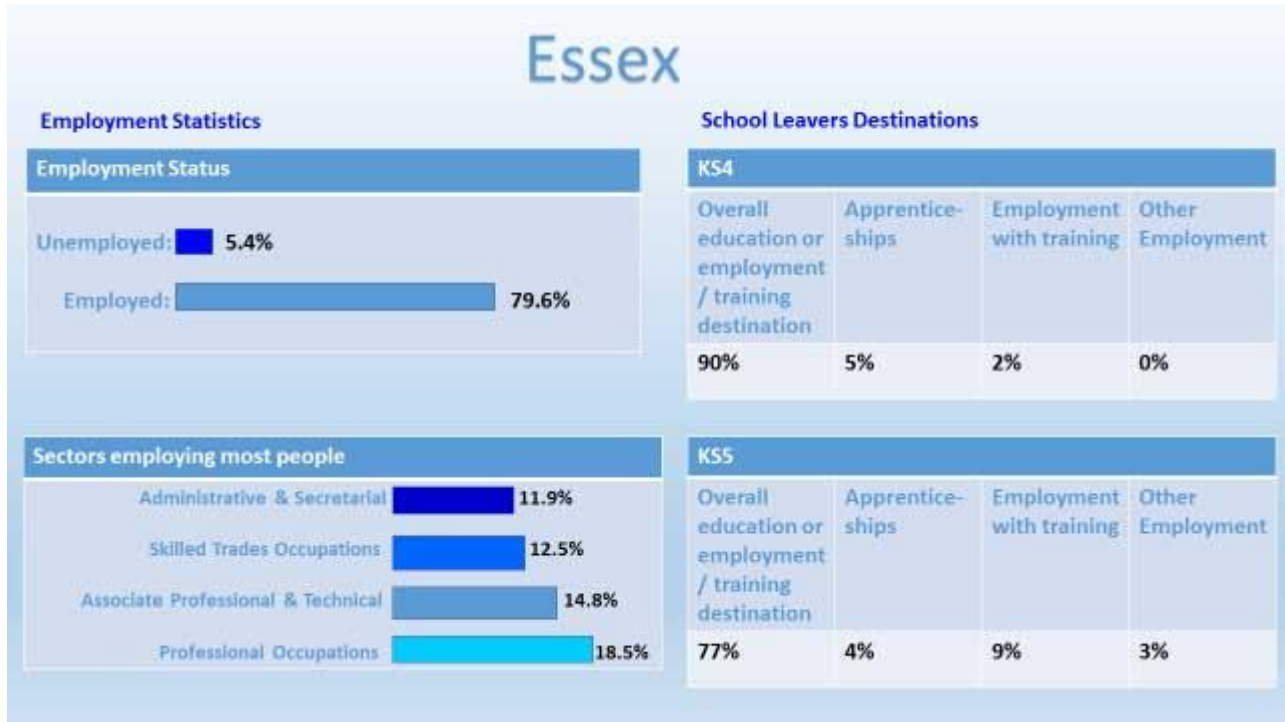
Students can opt for this as a 4<sup>th</sup> subject. It is a weekly exploration into gaining work experiences, including paid work and experiences to help with students' future careers.

# Labour Market Information for Essex

## Regeneration and expansion projects

Greater Essex is a thriving and prosperous area and is home to over 1.6 million people, nearly 70,000 businesses and over 600,000 jobs. The ambition for Greater Essex is to create a highly performing and competitive economy that makes a significant contribution to UK economic growth and recovery, provides for the successful regeneration of Greater Essex communities, and provides a high quality of life for our residents. National Careers Service.

Essex county council also publish a termly magazine with LMI [Essex Careers \(essexopportunities.co.uk\)](http://essexopportunities.co.uk)



## Skills in shortage in Essex:

- banking, finance and insurance
- public administration, education and health
- distribution, hotels and restaurants

Sectors set to grow in Essex:

- construction
- professional, scientific and technical
- retail
- business administration and support services

## The Greater Essex Integrated County Strategy

- [The Greater Essex Integrated County Strategy](#) (PDF - file size 1.19MB)

Essex County Growth Deal

Visit the South East LEP website for more information about the Essex County Growth Deal.

- [Essex County Growth Deal](#) (PDF - file size 1.51MB)

Essex Economic Growth Strategy

- [Essex Economic Growth Strategy](#) (PDF - file size 1.16MB)
- [Essex County Council](#) (Economic Plan for Essex)